



US00D906399S

(12) **United States Design Patent**
Wang

(10) **Patent No.:** **US D906,399 S**

(45) **Date of Patent:** **** Dec. 29, 2020**

(54) **IP CAMERA**

(71) Applicant: **Hangzhou Meari Technology Co., Ltd.**, Zhejiang (CN)

(72) Inventor: **Fan Wang**, Hangzhou (CN)

(**) Term: **15 Years**

(21) Appl. No.: **29/716,064**

(22) Filed: **Dec. 6, 2019**

(30) **Foreign Application Priority Data**

Nov. 15, 2019 (CN) 2019 3 0630101

(51) **LOC (12) Cl.** **16-01**

(52) **U.S. Cl.**

USPC **D16/203**; D16/218

(58) **Field of Classification Search**

USPC D16/200–204, 208, 218, 219; 348/143, 348/148, 151, 360, 373–376; 396/419, 396/427–429, 433, 529, 535, 537–541

CPC G03B 15/03; G03B 17/02; G03B 17/04; G03B 17/48; G03B 17/56; G03B 19/04; G08G 1/0175; H04N 5/2251; H04N 5/2252; H04N 5/2253; H04N 5/2254

See application file for complete search history.

(56) **References Cited**

U.S. PATENT DOCUMENTS

D532,809 S * 11/2006 Shih D16/218
D785,067 S * 4/2017 Ramones D16/203

D805,570 S * 12/2017 Shi D16/202
D810,168 S * 2/2018 Shi D16/202
D813,925 S * 3/2018 Park D16/203
D841,720 S * 2/2019 Ramones D16/237
D863,398 S * 10/2019 Huang D16/203
D863,404 S * 10/2019 Karpenko D16/218
D879,178 S * 3/2020 Tang D16/218
D886,177 S * 6/2020 Ramones D16/203
D894,994 S * 9/2020 Yu D16/218
D896,863 S * 9/2020 Tu D16/203
D898,802 S * 10/2020 Liu D16/218

* cited by examiner

Primary Examiner — Ramzi S Almatrahi

(74) *Attorney, Agent, or Firm* — ZANIP

(57) **CLAIM**

The ornamental design for an IP camera, as shown and described.

DESCRIPTION

FIG. 1 is a front and top perspective view of an IP camera, showing my new design;

FIG. 2 is a rear and bottom perspective view thereof;

FIG. 3 is a front elevational view thereof;

FIG. 4 is a rear elevational view thereof;

FIG. 5 is a left side elevational view thereof;

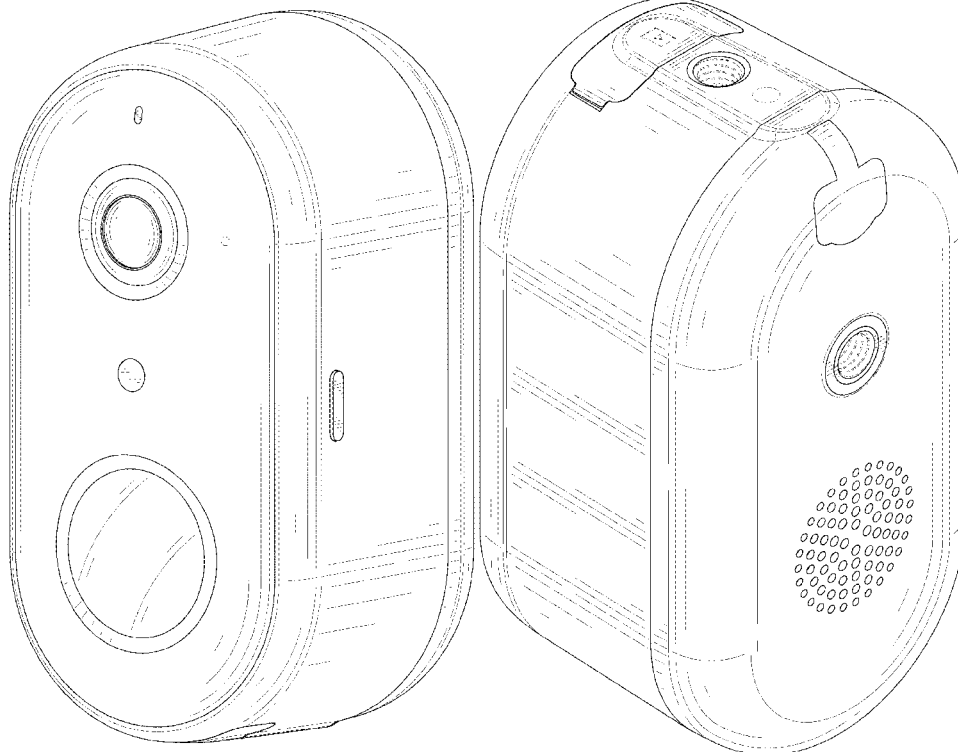
FIG. 6 is a right side elevational view thereof;

FIG. 7 is a top plan view thereof; and,

FIG. 8 is a bottom plan view thereof.

The broken lines in the figures illustrate portions of the IP camera that form no part of the claimed design.

1 Claim, 8 Drawing Sheets



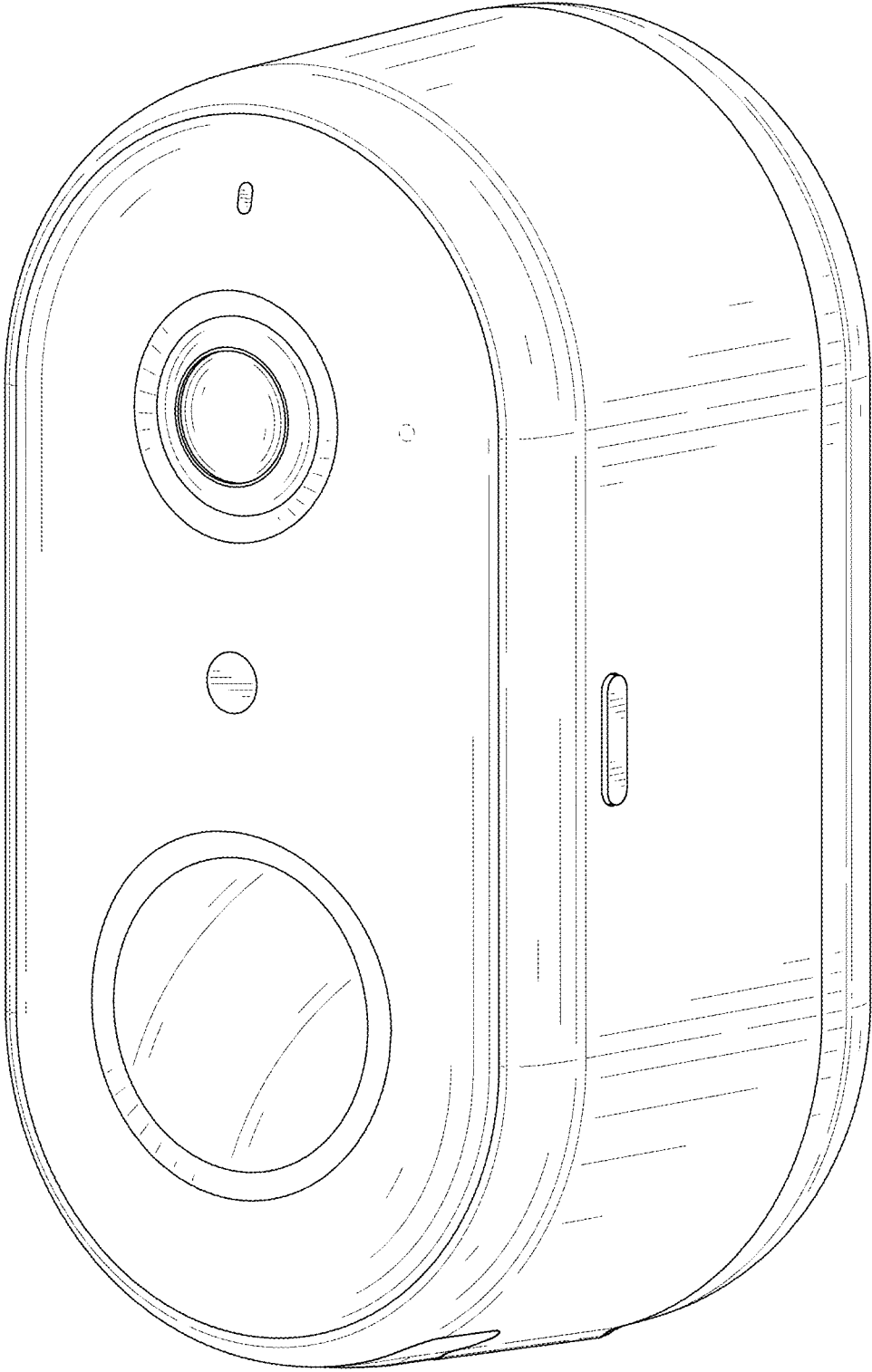


FIG. 1




FIG. 2

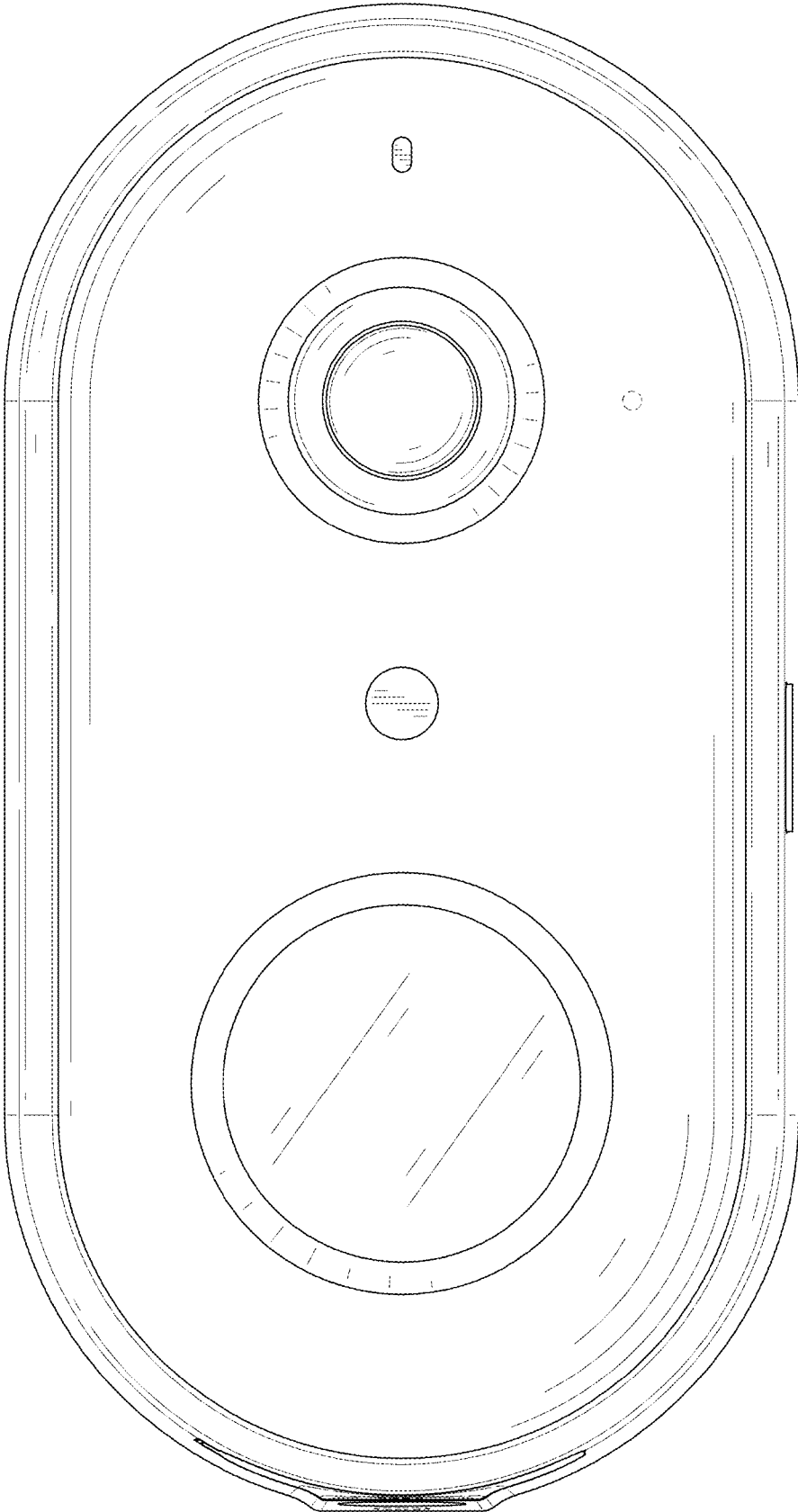


FIG. 3

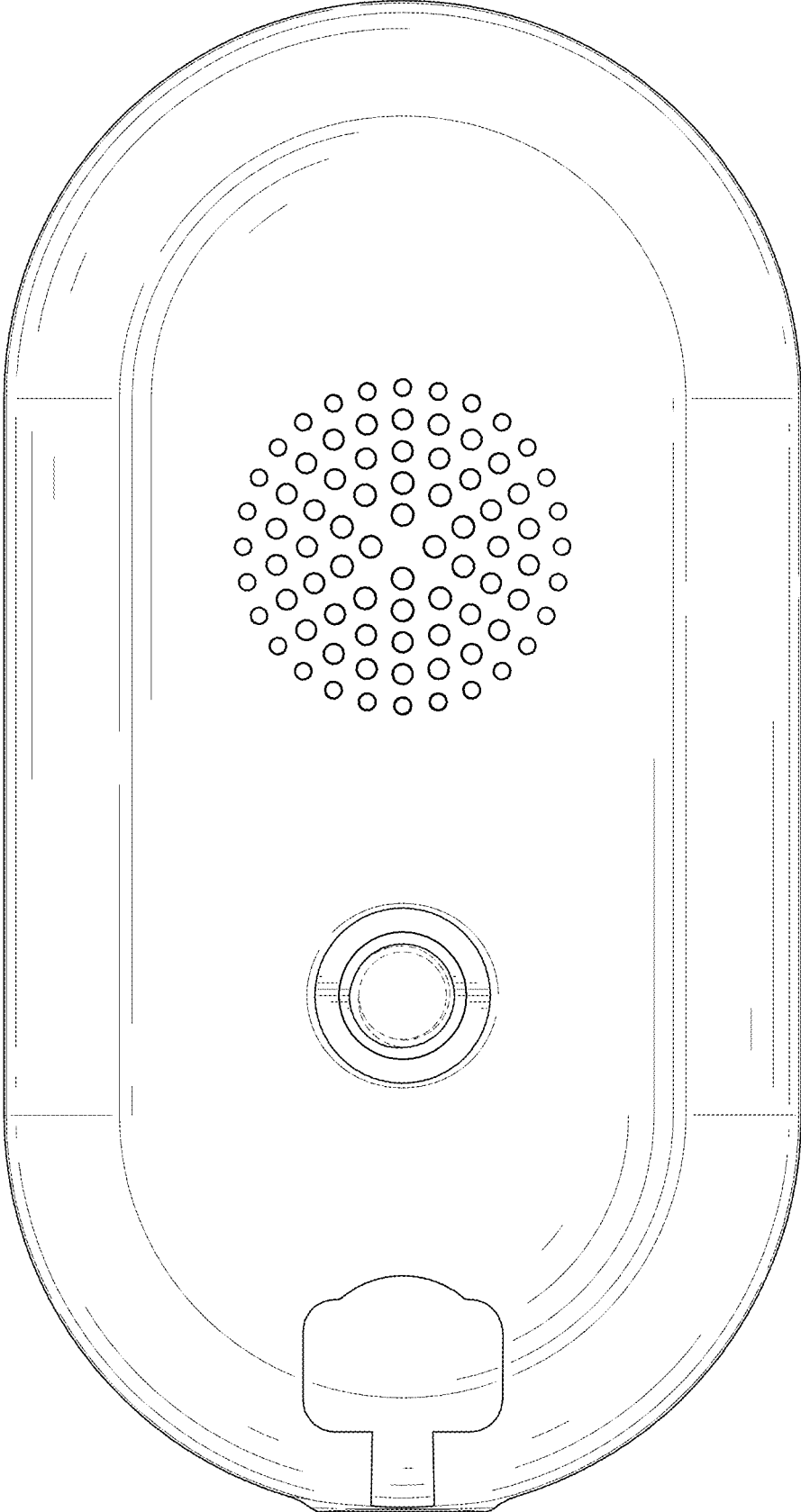


FIG. 4




FIG. 5

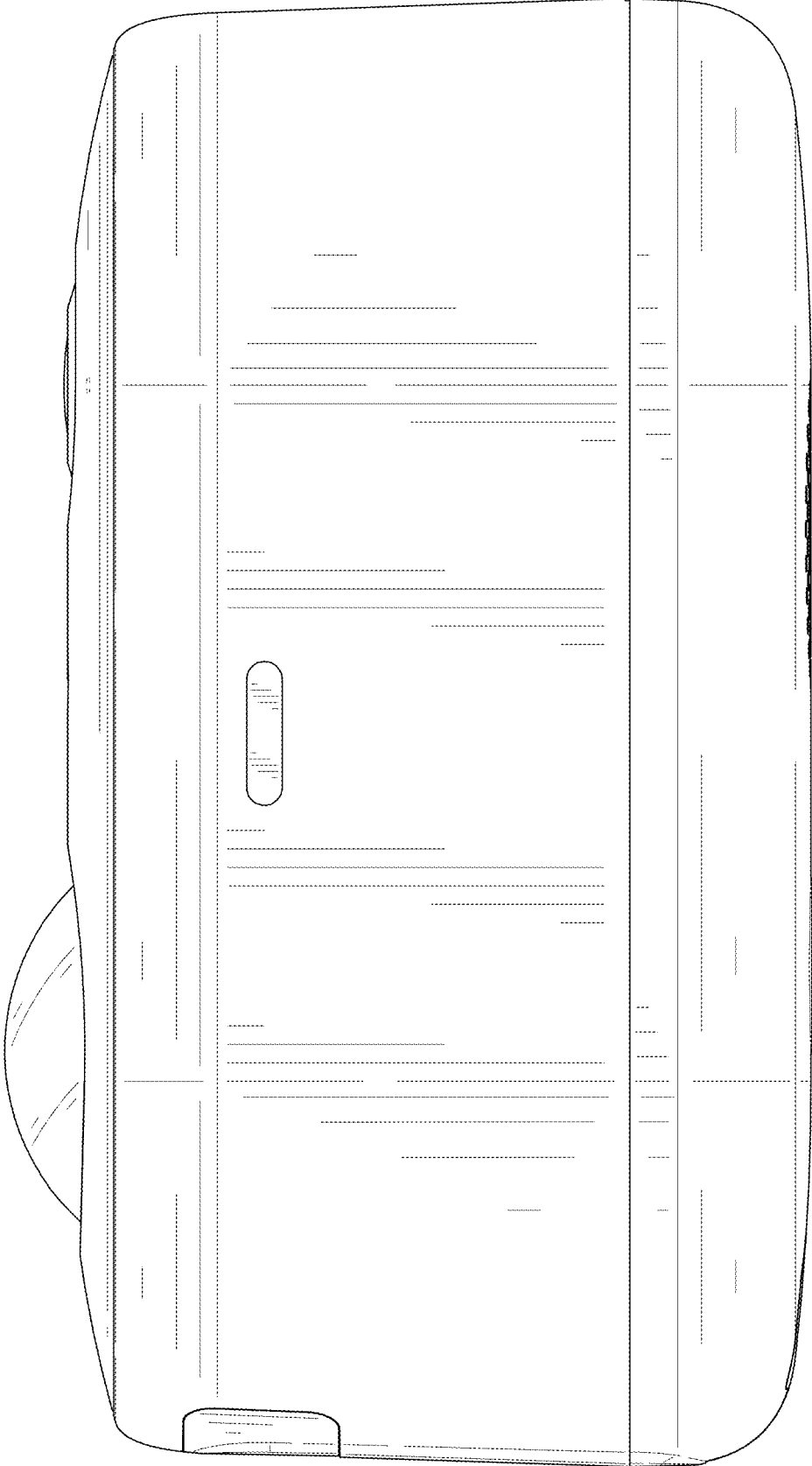


FIG. 6

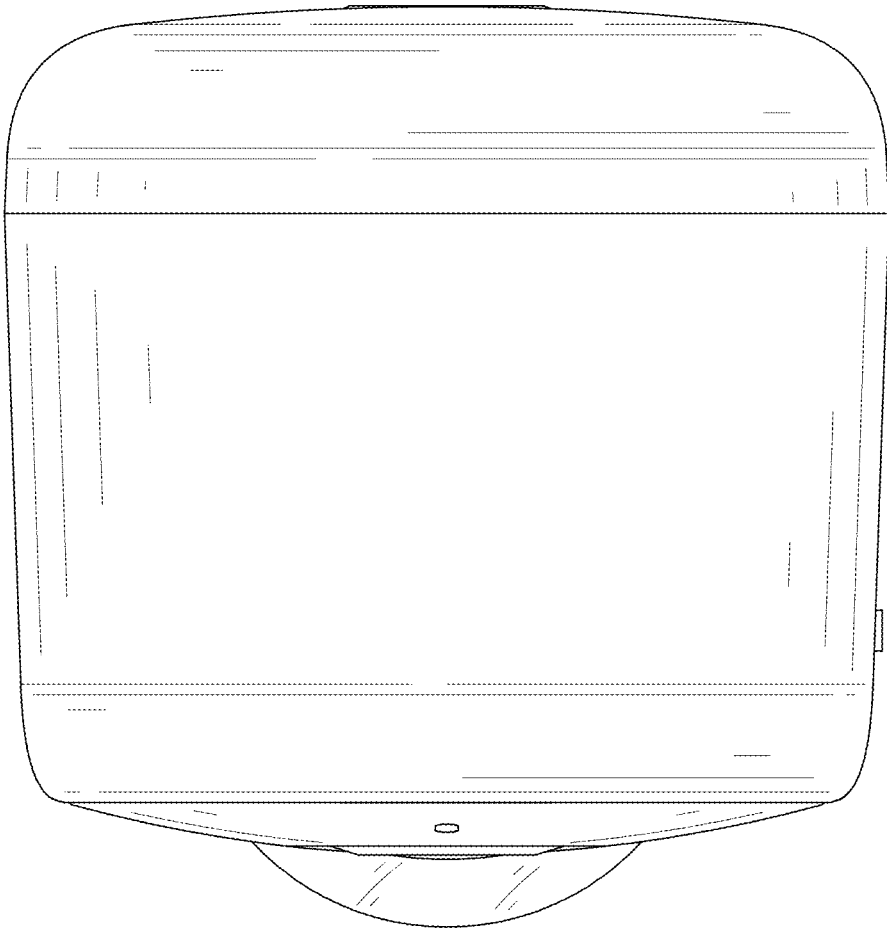


FIG. 7

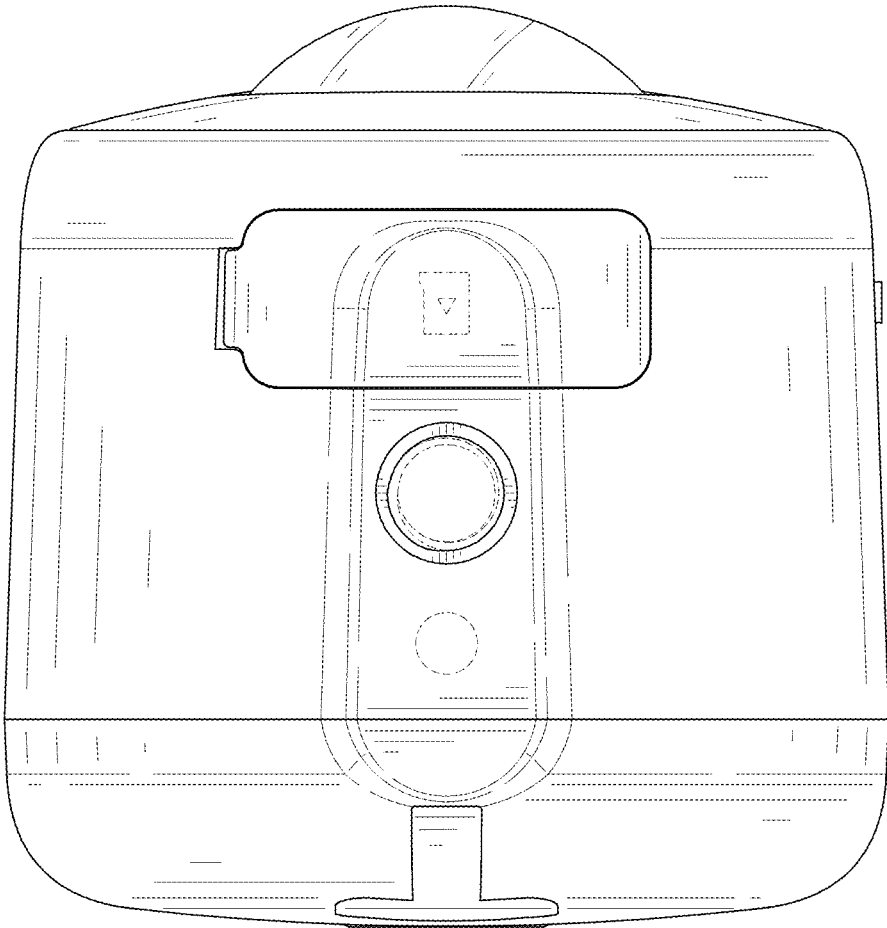


FIG. 8